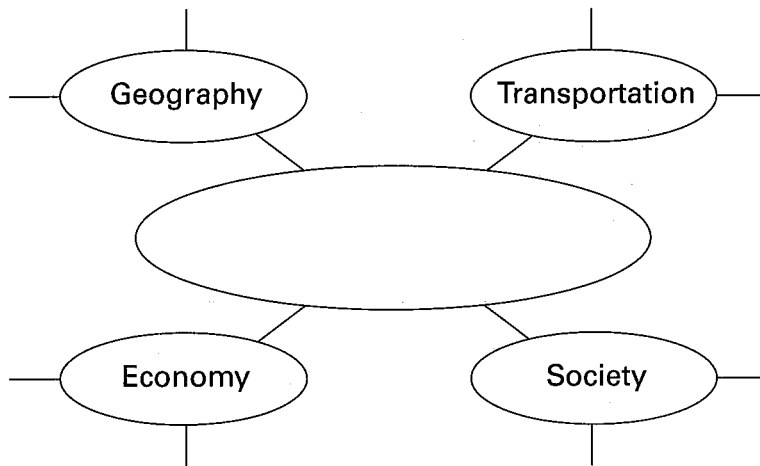


The Worlds of North and South

How was life in the North different from life in the South?

PREVIEW

Write the name of your community in the center of the spoke diagram. Then, for each spoke coming from "Geography," "Transportation," "Economy," and "Society," write a phrase or sentence that describes that aspect of your community. Also draw a simple sketch to illustrate each phrase or sentence. For example, if you live in Florida, you might write "hot climate" on one of the spokes from "Geography" and draw the sun.



READING NOTES

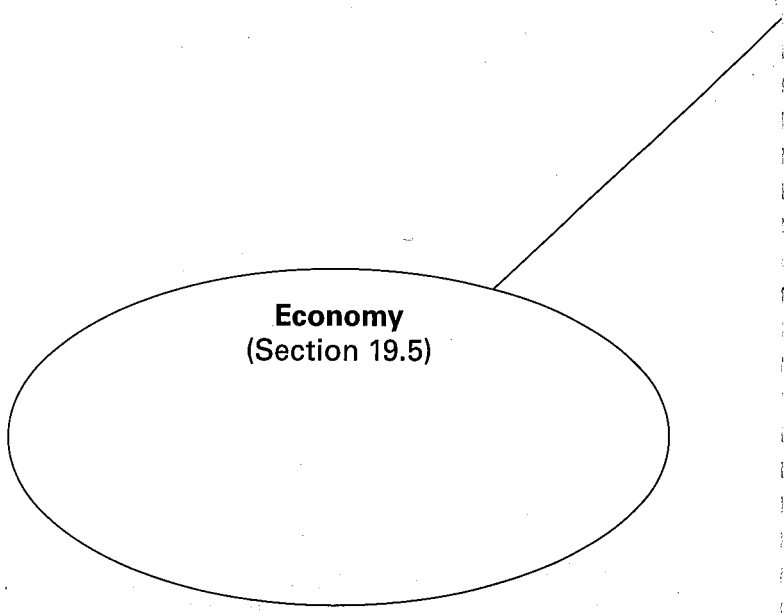
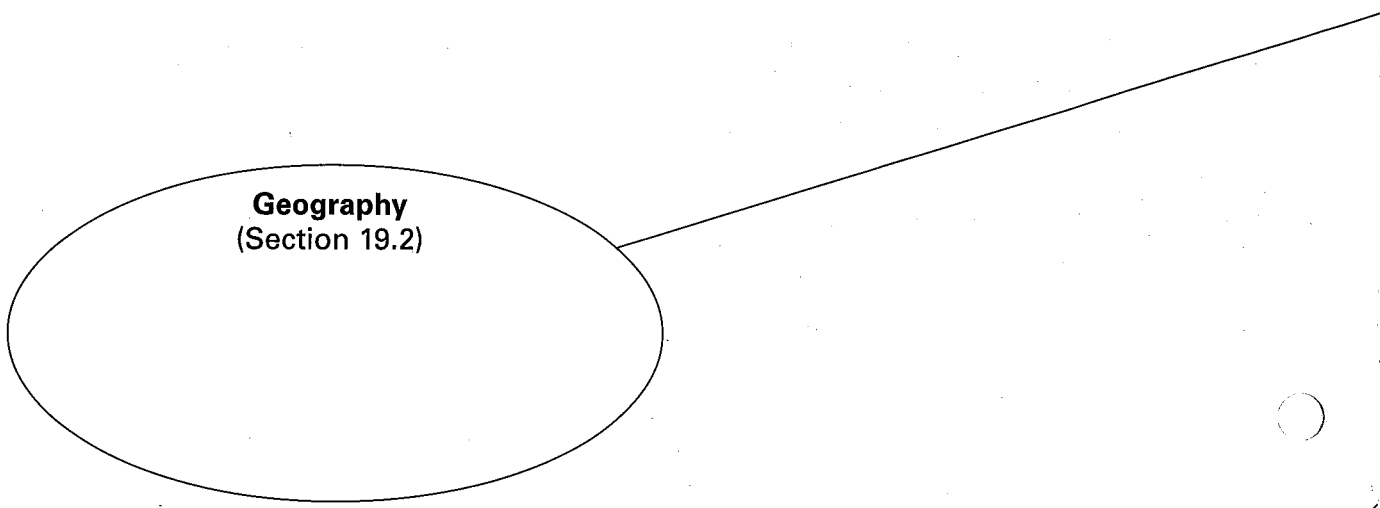
Key Content Terms

As you complete the Reading Notes, use these terms in your answers.


| | | | |
|---------------|------------|-----------------------|-----------|
| deforestation | plantation | Industrial Revolution | immigrant |
| agrarian | cotton gin | industrialist | |

Sections 19.2 to 19.9

On the following pages, you will complete two spoke diagrams, one on the North and one on the South. After you read each section in your book, turn to the appropriate spoke diagram. Draw at least four spokes from the aspect of life you read about: "Geography," "Transportation," "Economy," or "Society." On each spoke, write a phrase or sentence describing one feature of that aspect of life. In the oval, make a sketch to illustrate that aspect of life.



The World of the North




Society
(Section 19.9)

Transportation
(Section 19.6)

Geography
(Section 19.3)

Economy
(Section 19.4)

The World of the South



Society
(Section 19.8)

Transportation
(Section 19.7)

PROCESSING

In the space below or on another sheet of paper, make a drawing of the North and a drawing of the South to show how life was different in the two places. In each

drawing include at least one key feature of the area's geography, transportation,

portation, and society. Label and describe each key feature on your drawings.